

Submittal Data: LIVS18HP230V1A 18,000 BTU/H (208/230V) Wall Mounted Heat Pump System

Job Name	Location	Date
----------	----------	------

Purchaser	Engineer
-----------	----------

Submitted To	For	<input type="checkbox"/> Reference	<input type="checkbox"/> Approval	<input type="checkbox"/> Construction
--------------	-----	------------------------------------	-----------------------------------	---------------------------------------

Unit Designation	Schedule No.
------------------	--------------

- GENERAL FEATURES**
- High Efficiency DC Inverter Technology
 - Compact and Quiet Design
 - Vertical Swing Louver
 - Wireless Remote with LCD Display
 - XK-41 Wired Tether Controller (Sold Separately)
 - Low Ambient Cool to 0 deg F
 - Blue Fin Condenser Coil
 - 5 year Limited Parts Warranty
 - 7 year Limited Compressor Warranty


System Ratings

Cooling		
Rated Capacity		18,000 BTU/H
Capacity Range		7,165-20,000 BTU/H
Power Input (Max)		1,920 W
SEER		16.0
EER		9.0
Heating at 47° F		
Rated Capacity		19,000 BTU/H
Capacity Range		7,336-23,498 BTU/H
Power Input (Max)		2,000 W
HSPF		9.0
COP		2.8
Heating at 17° F		
Rated Capacity		12,000 BTU/H
Operating Range		
Cooling	(Max)	115°F (46 C)
	(Min)	0°F (-18 C)
Heating	(Max)	75°F (24 C)
	(Min)	-4°F (-20 C)

Indoor Unit Data

Fan Motor	Type	Cross-Flow
	Output Power	30 W
	FLA	0.3 A
Airflow		
Cooling	Wet (Lo/Hi)	282/471 CFM
Heating	Dry (Lo/Hi)	282/471 CFM
Sound Pressure Level		
Cooling	(Min/Max)	35/46 db(A)
Heating	(Min/Max)	35/46 db(A)
Dehumidification		3.80 pt/hr

Refrigerant Piping Data


Gas Pipe Size (OD)	1/2-in
Liquid Pipe Size (OD)	1/4-in
Connection Method	Flared
Factory Charge	49.4 oz
Additional Charge	0.2 oz
Pre-Charge Length	25-ft
MAX Refrigerant Pipe Length	82-ft
MIN Refrigerant Pipe Length	10-ft
MAX Refrigerant Pipe Elevation	33-ft

Outdoor Unit Data

Compressor	Type	DC Inverter Driven Rotary
	RLA	12.1 A
Refrigerant Type		R410A
Fan Motor	Output Power	60 W
	FLA	0.52 A
Sound Pressure		
Cooling/Heating		56/56 db(A)

Electrical Data

Power Supply		
Normal Operational Voltage		208/230 V, 1 Phase, 60 Hz
Voltage Range		187 - 253 V
MCA		16.0 A
MOCP/Breaker Size		25 A
Main Power Wire Size		12-2 AWG



COOLING PERFORMANCE (BtuH)*

Outdoor Ambient DB	Indoor Ambient Temperature							
	68F DB (20C)		73F DB (23C)		80F DB (27C)		82F DB (28C)	
	57F WB (14C)		61F WB (16C)		67F WB (19C)		68F WB (20C)	
	TC	SHC	TC	SHC	TC	SHC	TC	SHC
0°F	9,302	7,296	9,827	7,704	11,091	8,699	11,423	8,910
5°F	10,111	7,930	10,682	8,374	12,055	9,455	12,417	9,685
14°F	11,729	9,199	12,391	9,714	13,984	10,968	14,404	11,235
23°F	12,850	10,080	13,745	10,782	15,749	12,352	16,221	12,653
32°F	13,332	10,458	14,260	11,186	16,339	12,815	16,830	13,127
41°F	13,832	10,850	14,795	11,605	16,952	13,296	17,461	13,619
50°F	14,351	11,257	15,350	12,041	17,588	13,794	18,115	14,130
59°F	15,583	12,222	16,668	13,072	18,255	14,314	18,803	14,666
68°F	17,649	13,842	18,752	14,705	20,038	15,716	20,640	16,099
77°F	17,440	13,680	18,549	14,549	19,855	15,574	20,450	15,951
86°F	16,582	13,004	17,685	13,873	19,303	15,139	19,882	15,508
95°F	15,694	12,309	16,025	12,569	18,384	14,419	18,935	14,770
104°F	14,934	11,713	15,259	11,967	17,056	14,047	17,567	13,702
113°F	14,168	11,111	14,707	11,533	15,833	13,445	16,308	12,720
115°F	14,126	11,078	14,768	11,581	15,787	13,393	16,261	12,683

HEATING PERFORMANCE (BtuH)*

Outdoor Ambient DB	Indoor Ambient Temperature							
	68F DB (20C)		73F DB (23C)		80F DB (27C)		86F DB (30C)	
	57F WB (14C)		61F WB (16C)		67F WB (19C)		72F WB (22C)	
	TC	SHC	TC	SHC	TC	SHC	TC	SHC
-4°F	10,146	10,146	9,975	9,975	9,776	9,776	9,572	9,572
0°F	10,994	10,994	10,811	10,811	10,596	10,596	10,365	10,365
6°F	11,598	11,598	11,402	11,402	11,176	11,176	10,933	10,933
10°F	12,080	12,080	11,878	11,878	11,642	11,642	11,390	11,390
16°F	12,446	12,446	12,238	12,238	11,995	11,995	11,732	11,732
19°F	12,684	12,684	12,476	12,476	12,228	12,228	11,958	11,958
24°F	14,111	14,111	13,898	13,898	13,621	13,621	13,385	13,385
32°F	15,771	15,771	15,557	15,557	15,248	15,248	15,045	15,045
41°F	17,668	17,668	17,461	17,461	17,113	17,113	16,942	16,942
43°F	18,144	18,144	17,930	17,930	17,574	17,574	17,418	17,418
47°F	19,718	19,718	19,376	19,376	18,991	18,991	18,534	18,534
53°F	19,913	19,913	19,565	19,565	19,176	19,176	18,717	18,717
59°F	20,371	20,371	20,011	20,011	19,613	19,613	19,144	19,144
64°F	20,804	20,804	20,438	20,438	20,031	20,031	19,553	19,553
70°F	21,194	21,194	20,828	20,828	20,414	20,414	19,925	19,925
75°F	21,493	21,493	21,115	21,115	20,695	20,695	20,200	20,200

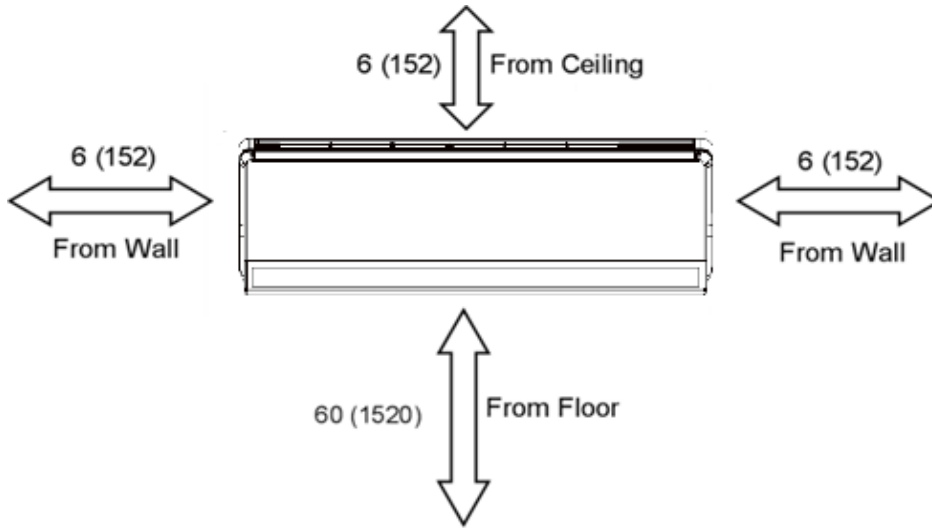
* Maximum system capacity

TC- Total Capacity (BtuH)
SHC- Sensible Capacity (BtuH)

MINIMUM SPACING REQUIREMENTS

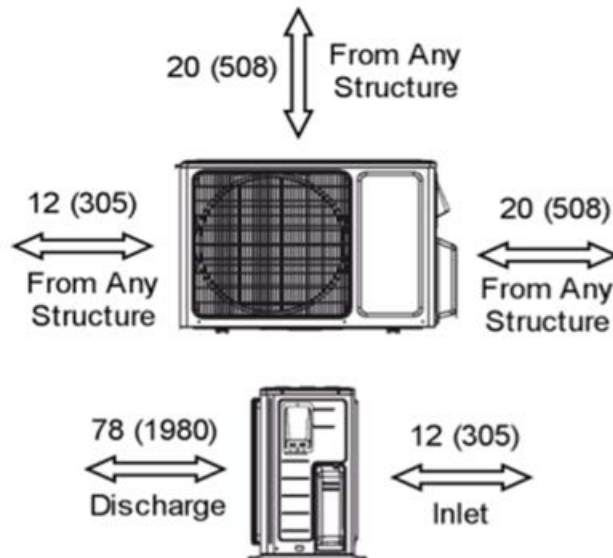
Units: inch (mm)

INDOOR



Units: inch (mm)

OUTDOOR



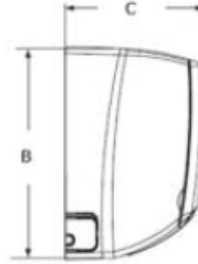
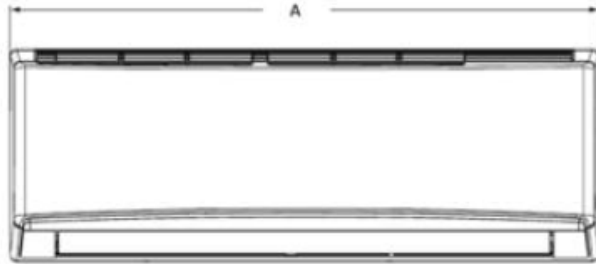
DIMENSIONAL SPECIFICATIONS

LIVS18HP230V1A

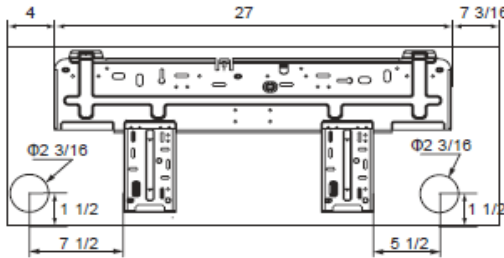
INDOOR UNIT DIMENSIONS

Units: inch

Model No: LIVS18HP230V1AH



Dimensions	
A	38.2
B	11.8
C	8.8



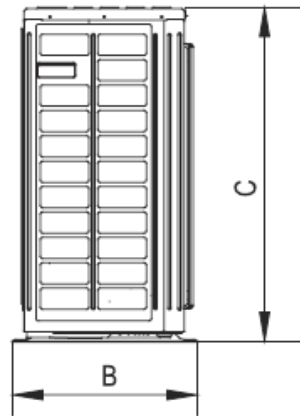
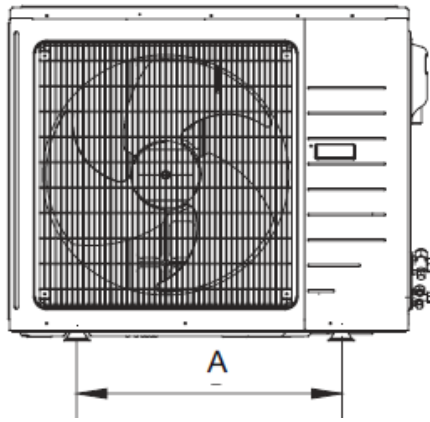
Weight (Net/Gross) 29.8/36.4 lbs

Liquid Line Valve	1/4-in OD Flared
Gas Line Valve	1/2-in OD Flared
Drain Connector	5/8-in OD

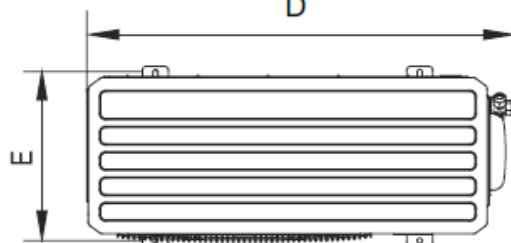
OUTDOOR UNIT DIMENSIONS

Units: inch

Model No: LIVS18HP230V1AO



Dimensions	
A	22.0
B	15.3
C	27.6
D	38.0
E	14.3



Weight (Net/Gross) 95.9/105.8 lbs

Liquid Line Valve	1/4-in OD Flared
Gas Line Valve	1/2-in OD Flared

Notes:

1. Recommended Interconnecting Cable Type 14 AWG 4 Stranded Bare Copper Conductors THHN 600V Wire
2. Power wiring cable size must comply with applicable national and local codes.
3. Test conditions are based on AHRI 210/240.



Specifications are subject to change without notice. Manufacturer reserves the right to discontinue or modify specifications or designs without notice or without incurring obligations. All rights reserved.